



eLITE battery monitor

ePRO battery monitor

ePRO^{hv} battery monitor

Operating your battery bank without good metering is like running your car without any gauges, although possible to do, it's always better to know how much fuel is left in the tank.

Defining the amount of energy available in a battery is a complex task since battery age, discharge current and many other factors influence the actual battery capacity. The Enerdrive range of monitors uses a very accurate measurement and calculation system for ongoing reliability and calibration to your actual battery status.

The Enerdrive battery monitors selectively display voltage, charge and discharge current, consumed amp hours and remaining battery capacity. Using a clear backlit LCD and an intuitive user interface, all parameters can be recalled with just a press of a button. A second battery input is also provided to monitor an auxiliary battery (voltage only). A large bar graph delivers instant state of charge information.

The Enerdrive ePRO and ePRO HV is equipped with an internal programmable alarm relay, to run a generator when needed or to turn off devices when the battery voltage exceed programmable boundaries. Compared to the ePRO, and ePRO HV the eLITE is a more basic instrument, perfectly suited for users focused on an accurate state of charge readout with a very easy setup.

Features

- ▶ Read battery banks like a fuel gauge
- ▶ Provides critical information about the status of your battery bank
- ▶ Displays voltage, current, consumed amp hours, remaining battery capacity and time remaining (ePRO only)
- ▶ Two battery inputs
- ▶ Large backlit LC Display
- ▶ Quick bezel mounting construction
- ▶ Fully programmable alarm relay
- ▶ Shunt selection capability enables flexible system integration
- ▶ Communication/expansion port (ePRO only)
- ▶ Stores a wide range of history events in internal memory (ePRO only)
- ▶ Splash proof front panel
- ▶ 500 Amp shunt included
- ▶ Regulatory Compliance Mark certified
- ▶ 2 year warranty

Applications

- ▶ Recreational vehicles
- ▶ Solar power systems
- ▶ Industrial systems
- ▶ Forklifts
- ▶ Mobile entertainment systems
- ▶ Service vehicles
- ▶ Marine applications
- ▶ Mobile home accessories

Accessories

- ▶ Professional connection kit
- ▶ Quick connection kit
- ▶ Temperature sensor (ePRO only)
- ▶ Isolated RS-232 interface (ePRO only)
- ▶ Isolated USB interface (ePRO only)
- ▶ 1:5 voltage pre-scaler (ePRO only)
- ▶ Windows XP / Vista / 7 software (ePRO only)

ePRO battery monitor

eLITE battery monitor

ePRO^{hv} battery monitor



VOLTAGE



VOLTAGE



AMPERE HOURS



AMPERE HOURS



% REMAINING



% REMAINING



AMPS



AMPS



TIME REMAINING



Model	eLITE - EN55010	ePRO - EN55030	ePRO HV - EN55040
General Specifications			
Supply voltage range	9 - 35VDC	9 - 35VDC	14 - 70VDC ²⁾
Supply current ¹⁾ : @Vin=24VDC	7mA	7mA	-
@Vin=12VDC	9mA	9mA	-
@Vin=48VDC	-	-	5mA
@Vin=36VDC	-	-	6mA
Input voltage range (main battery)	0 - 35VDC	0 - 35VDC	0 - 70VDC
Input voltage range (auxiliary battery)	2 - 35VDC	2 - 35VDC	
Input current range ³⁾	-999 to +999A	-9999 to +9999A	
Battery capacity range	20 - 999Ah	20 - 9990Ah	
Operating temperature range	-20° + 50°C		
Voltage measurement accuracy	± 0.3%		
Current measurement accuracy	± 0.4%		
Readout Resolution			
voltage (0 - 35V)	± 0.1V		
current (0 - 199A)	± 0.1A		
current (200 - 9999A)	± 1A		
amp hours (0 - 199Ah)	± 0.1Ah		
amp hours (200 - 9990Ah)	± 1Ah		
state-of-charge (0 - 100%)	± 0.1%		
time remaining (0 - 24hrs)	N/A	± 1minute	
time remaining (24 - 240hrs)	N/A	± 1hr	
temperature (-20° + 50°C) ⁴⁾	N/A	± 0.5°C	
Dimensions & Weights			
Monitor dimensions: front panel	ø 64mm		
body diameter	ø 52mm		
total depth	79mm		
weight	95gr		
Shunt dimensions : footprint	45 x 87mm		
height	17mm (base) / 35mm (high current screws)		
weight	145gr		

Note: the given specifications are subject to change without notice.

1) Measured with backlight and alarm relay turned off.


2) If needed, take additional isolation measures when the voltage exceeds 60VDC.

3) Depends on selected shunt. With standard delivered 500A/50mV shunt (350A continuous), the range is limited to -600 + 600A.

4) Only available when optional temperature sensor is connected.



5362



Quick Connection Kit

The eLITE / ePRO quick connection kit simplifies the installation of the battery monitor. This kit contains two small PCBs, one to be mounted on the shunt, and the other on the rear side of the battery monitor. Furthermore, one wire from the positive battery terminal needs to be connected to the shunt mounted PCB. Finally the supplied RJ45 cable simply connects the shunt to the battery monitor in one step.

The quick connection kit is available in lengths of 3 and 10 meters and is compatible with eLITE, ePRO and ePRO HV models. Enerdrive advises to use the quick connection kit only in relatively clean, dry and vibration free environments. If your application does not meet these conditions, the professional connection kit would be a better choice.

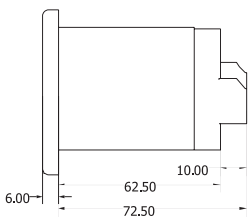
Other accessories include:

- ▶ Temperature Sensor Kit
- ▶ Alarm Output Expander Kit
- ▶ RS-232 Communication Kit
- ▶ USB Communication Kit
- ▶ Active Voltage Prescaler Kit (for expanding battery voltage systems up to 350vdc)
- ▶ Passive Voltage Prescaler Kit (for expanding battery voltage systems up to 350vdc)
- ▶ Professional Connection Kit

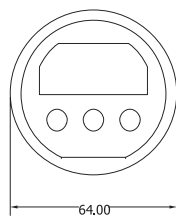


RS-232 and USB Communication Kits include Dashboard for Windows software.

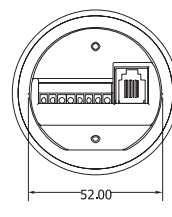
Sideview :



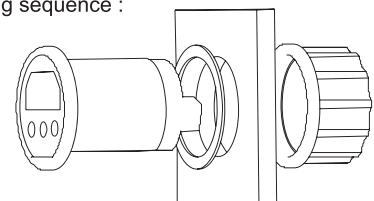
Frontview :



Rearview :



Mounting sequence :



Dealer: